



**For your safety and benefit these reasonable rules will be expected and followed:**

**A**ttitude ~ Christian conduct and character is expected at all times.

**T**ime ~ You will be expected to follow the schedule.

**M**issing ~ You will not be permitted to leave the grounds except for scheduled excursions.

**O**n & Off ~ Your clothing should be of a modest nature. The standards of the world are not the standards of Lake Aurora. This especially includes swimsuits. If clothing is inappropriate or immodest, you may be asked to change.

**S**ickness ~ All sickness and accidents must be reported to your counselor or camp nurse promptly. Lake Aurora has a modest accident insurance policy covering each camper.

**P**romotion ~ Shirts and clothing promoting alcohol or tobacco products, suggestive statements, grotesque scenes, or other graphics not consistent with a Christian environment may not be worn or displayed. This will include bumper stickers & signs on vehicles.

**H**ealthy ~ Tobacco, alcoholic beverages, and illegal items & other such products are not permitted.

**E**ducation & Electronics ~ To maximize the camp experience ----Smart devices, music/dvd, gaming devices/players, radios, Tablets/lpads, etc. **should not be** brought.

**R**ights ~ While at camp your rights will be determined by The Golden Rule of Christ. Christianity is and always has been a religion that was based on one "denying one's self". This principle will affect what you say, what you do, what is expected of you, & what you can expect from others.

**E**mergency ~ Parents/Guardians will be notified of any emergency. Cell phones are not permitted for campers.

**Please be sure you & your parents read all of this information brochure.**



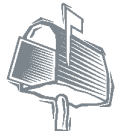
MEMBER Address postal mail to: **Christian Camp Leaders**

Camper Name, Program Name



Lake Aurora Christian Camp  
237 Golden Bough Road  
Lake Wales, FL 33898

863/696-1102 info@lakeaurora.org



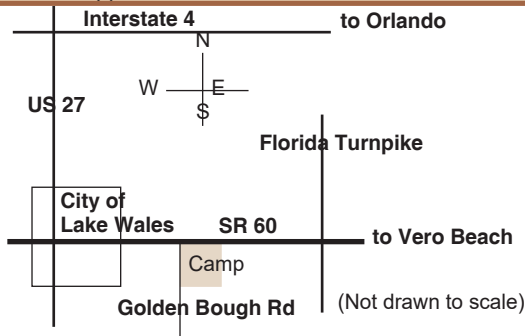
## Please Note:

- ★ Group Camp Photos can be ordered online prior to arrival or at check in on canteen envelope. \$6 for an 8x10.
- ★ Once you arrive on the grounds by means of transportation approved by your parents, you will be expected to remain on the grounds (except for official reasons) until you leave by the means of transportation approved by your parents. If camper drives themselves, keys will be turned in to the Program Director until Friday.
- ★ We are unable to house and care for campers wanting to stay over the weekend when they are attending two consecutive programs. Please arrange to be picked up at the close of each program.
- ★ See "the prepared parent" online at <https://www.lakeaurora.org/SummerCamp/parent.html> for more tips.

**No graffiti policy** - A \$25 charge is assessed for all damages to property.

**Camp Deposit is NOT Transferable or Refundable**

**Parents**, you will also be able to use Bunk1 to send one-way emails to your camper that we will print and deliver to the leaders. (E-mails are not a part of "mail call silliness" & are not confidential.) **Please note: There is a charge for e-mail to campers.** There is the option to purchase candid action photos, increase camper spending money, and authorize and purchase email capabilities online. PARENTS/GUARDIANS emails and photo access are through BUNK1 on your online camper account. If you did not register online, contact our camp office for access information. Access e-mail/photos by clicking "Parent Portal" on our home page and download the BUNK1 app.



Lake Aurora is located just south of S.R. 60, about 8 miles east of U.S. 27 or 40 miles west of the Turnpike. It is on Golden Bough Road, a paved road turning south off S.R. 60. A camp sign is on the SE corner of Golden Bough and S.R. 60, and a Shell Gas Station is on the SW corner.



est. 1947

Lake Aurora Christian Camp presents its 76th summer camp



**Hillside Elementary, Girls Volleyball Camp Friendship Programs**

H345 - Grades 3-5

H456 - Grades 4-6

Volleyball - Gr 6th-12th  
Camp Friendship

**Information Summer 2023**

## Check In Day...

**Enter campus** by following either the **BLUE** arrows for EXPRESS Hillside or the **RED** arrows for Balance Due Check in

→ If you have paid in FULL- follow the **Green Express**, signs to the Hillside Steel Tent for both boys and girls.

-- Or --

→ If have a 'balance due' go to **Ministry Center** Campers will be given a "pass" to enter housing selection areas. **You cannot select a bed without this pass.** Please have the balance due that is stated in your confirmation letter when checking in at Ministry Center.

## STILL HAVE QUESTIONS? FIRST TIME?

See "the prepared parent" online at [www.lakeaurora.org](http://www.lakeaurora.org) for more tips.

## Hillside Housing Selection Area

No early check ins. In your hand please have:

- Completed Health Screening Form-Pickup at each sign-up site (Recent illness/temperature taken/signed by adult)
- Completed Spending Money Account Envelope (IF NOT prepaid at registration or online)

## Other Check In Steps...

- ★ Housing check-in station under Hillside Steel Tent next to office. No early check ins. First come, first served for bed selections (except for prior Program Director assignments). Please arrive together if campers would like to stay in the same cabin.
- ★ Each camper will have their temperature taken and asked *recent* medical history questions prior to selecting beds. (No one with a temp of 100.4° or higher will be admitted into camp) **Please double check for lice.** Same policy as schools - no nits. **Please - NO SICK CAMPERS.**
- ★ Each camper must be processed through Housing Assignments BEFORE entering dorm.
- ★ Swim tests are given at the waterfront on **Monday** to use inflatables and boats. "Blob" available to H456 & older.
- ★ Pre-ordered T-shirts will be delivered at orientation or picked up at Lakeside T-shirt shoppe. Label immediately. Not responsible for lost shirts.
- ★ Camp begins with tolling of camp bell at 5 pm. Campers and counselors go to James/John Building for orientation.

## ★ Orientation - 5 pm for campers in James/John.

**Please remember...**

**Rx** Turn in all medication to the camp nurse (**Original containers required** - "daily organization system" must be supported with original Rx). Infirmary located at end of Lakeside circle drive.

## Check in Time - 4-5 pm

**Parking** available next to Steel Tent or behind Hillside cabins and in circle drive. Do not drive on grass in front of cabins.

**Leave baggage in vehicles until housing assignments are complete.**

## Grades 3,4,5 & 4,5,6

Check in 4-5:00 p.m on Sunday. **Pick up is at 10 am on Thursday.**

**H345a - June 11-15**

**Dir: Karina Free**

**H345b - July 9-13**

**Dir: David Fitzgerald**

**H456 - July 23-27**

**Dir: Lance Spencer**

## Girls' Volleyball Camp

**June 17-21**

**Dir: Coach**

**Grades 6th-12th**

Check in 4-5:00 p.m on Sunday. **Pick up is at 10 am on Thursday.**

## Camp Friendship

**July 5-7**

**Dir: Kim Meeks**

Special Needs (Mild - Ages 13 & up)

Check in 4-5:00 p.m on WEDNESDAY. **Pick up is 4 pm on Friday**

Optional items for Camp Friendship may include personal items such as "Depends" for night care.

## Pick Up\*\*10 am except Camp Friendship

Instructions below for check out

**Enter 1st camp** entrance off Golden Bough, once on the camp drive take immediate left & follow past RV Loop. Each driver will receive a "camper check out card". Please complete with names of campers riding in vehicle and turn in to camp staff upon departure at exit.

H456 requires a signature before releasing camper from James/John area.

## Clothing Suggestions

**Modest** casual clothes are suggested. Shorts and other casual type clothing are appropriate provided they are of modest nature. (**See rules 5 and 6**). Short shorts, skimpy tops and exposed undergarments are not appropriate. The standards of the world are not the standards at Lake Aurora.

In swimming, **if modesty is questioned**, you should have a **dark** colored T-shirt to wear over your swimsuit (2 piece suits will need a dark t-shirt coverup).

## Church Scholarships

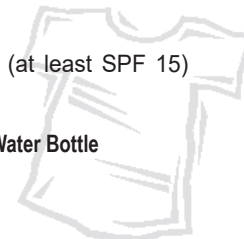
Campers on full or partial scholarships from their churches must have fees PAID at check-in or preferably prior to start date.

## What to Bring...

When packing for your camp experience, please keep the reasonable camp rules in mind. Should a camper bring any items that are restricted, they may be collected and returned to the camper at the close of the program. Thank you for cooperating. **Identify all items with your name.**

## Recommended Items

- Bible
- Pen/pencil
- Personal Casual Clothes (at least 2 per day)
- Clothing that can get messy/dirty
- Towels & Washcloth
- Pillow, Sheets, Blanket or Sleeping Bag
- Toiletry Articles (soap, shampoo, deodorant, etc)
- Container to hold toiletry items
- Shoes, including athletic shoes
- Flashlight
- Sunscreen (at least SPF 15)
- Insect Repellent
- Rain Gear
- Swimsuit(s)
- Hat
- Light Jacket
- Refillable Water Bottle



## Optional Items

- Fishing Pole
- Instrument

## Spending Money Account- Canteen/Store Card

*The "Canteen Card" and "Bank" are also referred to as - the "Camper's Store Account" online.*

Each camper will have a "Camper Store Account" for their purchases and offerings at camp. The account can be initially opened online or placed in a "canteen" envelope at check-in day. The average amount of spending money we suggest is approximately \$35 based on the length of the program. At the end of the program, unused funds greater than \$10 may be requested for return on closing day. A staff member will be outside the T-Shirt Shoppe on the Lakeside campus. Remaining funds less than \$10 are automatically donated to the specific mission of the week.

The "Store Account" can be used for Canteen snack items, T-shirt Shoppe, camp photo, leather crafts and mission offering. If not depositing funds for the "Store Account" online, please complete a Canteen Envelope at check-in depositing it at the Housing Assignment venue.

Each camper may purchase two items at canteen which is open twice a day. The most they can spend at any one time is about \$1.50-\$3. The T-shirt Shoppe with Lake Aurora items range from 50 cents to \$38.

Add additional funds to this account while your child is at camp through the "Parents Portal" by using your email and password. After logging in, click on the "parents" tab at the top and click 'View Itineraries'. Click the camper's program and click the "Store Account" link on the right. If you did not register online, contact the camp office for access information to your online account.